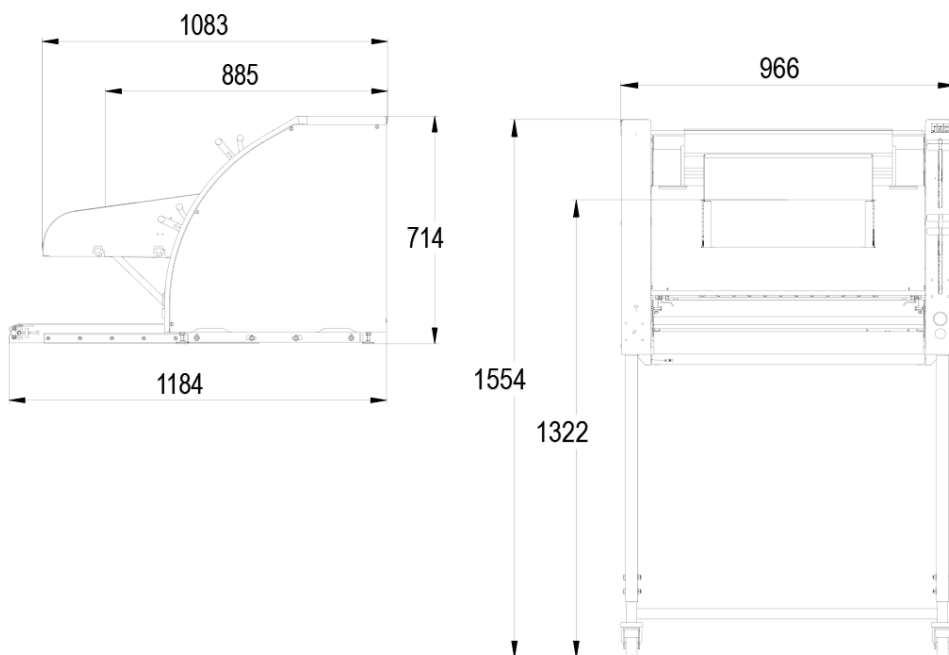


UNIC

- ✓ Vertical moulding to save space
- ✓ Three rolling rollers
- ✓ Ergonomic controls
- ✓ Quick belt change
- ✓ Stainless steel exterior



SPECIFICATIONS


Min/max weight of dough pieces in grams	50 / 1200
Three food-grade PETP rollers	•
Maximum speed in pieces per hour	1200
Motor power in kW	0,75
Net weight in kg	200

TECHNICAL SPECIFICATIONS


Power supply	230V single phase (ADDITIONAL COST) ,230V three-phase ,400V three-phase
Controls	Left,right
Belt type	Wool ,Whooltop ,Synthetic
Chute type	Manual loading,Automatic loading

Options (Additional cost)	Pointed end belt, Outfeed belt, Intake guides, Feeding belt, Motorised outfeed belt (neutral requested in three-phase 400V), Elastomer coated belt
---------------------------	--

MAIN STRENGTHS



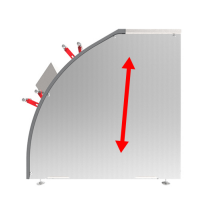
Rollers
Three food-grade polyethylene rollers



Adjustable rollers
The levers provide a high degree of accuracy and reduces the load on the wrist.



Forming belt
Ultra-quick belt change without disassembling the machine.



Vertical moulding
Vertical moulding to save space



Motorised outfeed belt (option)
Facilitates unloading



Manual loading
Chute for manual loading



Automatic loading
Chute for automatic loading

